




EXAMPLE - Remote Learning Planner



Week beginning:



This Remote Learning Planner contains everything you need to continue your learning this week whilst you are learning from home. There are links to learning tasks and other online activities below. Click on the links to access all the learning and resources you will need.

Google Classroom

Maths	This week in maths we are learning about the times tables.				
	Click here to practise your times tables on TTRockstars. Please log in and practise. Your parents can find your login details in your Google Classroom .				
					
	This week in Maths we are learning our number bonds to 10				
	Monday	Tuesday	Wednesday	Thursday	Friday

	Counting sets within 10 Watch the OAK lesson and complete your workbook Your Jamboard Workbook for the week is in your Google Classroom. Make sure you only complete the Mondays lessons	Numbers within 10 Watch the OAK lesson and complete your Jamboard workbook Your Jamboard Workbook for the week is in your Google Classroom. Make sure you only complete Tuesdays lessons	Number bonds 5 Watch the OAK lesson and complete your Jamboard workbook Your Jamboard Workbook for the week is in your Google Classroom. Make sure you only complete Tuesdays lessons	Number bonds to 7&8 Watch the OAK lesson and complete your Jamboard workbook Your Jamboard Workbook for the week is in your Google Classroom. Make sure you only complete Tuesdays lessons	Number bonds 9&10 Watch the OAK lesson and complete your Jamboard workbook Your Jamboard Workbook for the week is in your Google Classroom. Make sure you only complete Tuesdays lessons
	This week in English we are learning to retell a story.				
English	Tuesday	Wednesday		Thursday	Friday

	<p>LI: To listen to a story Lesson 1</p> <p>Watch the OAK lesson and complete your workbook</p> <p>Your Jamboard Workbook for the week is in your Google Classroom.</p> <p>Make sure you only complete the Mondays lessons</p>	<p>LI: To tell a story from memory Lesson 2</p> <p>Watch the OAK lesson and complete your workbook</p> <p>Your Jamboard Workbook for the week is in your Google Classroom.</p> <p>Make sure you only complete the Tuesdays lessons</p>	<p>LI: To use an adjective Lesson 3</p> <p>Watch the OAK lesson and complete your workbook</p> <p>Your Jamboard Workbook for the week is in your Google Classroom.</p> <p>Make sure you only complete the Wednesdays lessons</p>	<p>LI: To know how to use 'and' to connect two sentences Lesson 4</p> <p>Watch the OAK lesson and complete your workbook</p> <p>Your Jamboard Workbook for the week is in your Google Classroom.</p> <p>Make sure you only complete the Thursdays lessons</p>	<p>LI: To use 'and' in my writing.</p> <p>No OAK lesson today, make sure you focus on your beautiful handwriting.</p> <p>Your Jamboard Workbook for the week is in your Google Classroom.</p>
Guided Reading Reading Stems focus	This week in Reading we are learning to make predictions				
	Monday	Tuesday	Wednesday	Thursday	Friday
	<p>LI: To understand what we mean by predicting</p> <p>Use this reading stem to help you understand what predicting is - making a</p>	<p>LI: To understand what we mean by predicting</p> <p>Use this reading stem to help you understand what predicting is - making a</p>	<p>LI: To understand what we mean by predicting</p> <p>Use this reading stem to help you understand what predicting is - making a</p>	<p>LI: To understand what we mean by predicting</p> <p>Use this reading stem to help you understand what predicting is - making a</p>	<p>LI: To understand what we mean by predicting</p> <p>Use this reading stem to help you understand what predicting is - making a</p>

	<p>sensible guess. Choose a book from home to read with an adult. Use the reading stem to help you make predictions about the book as you read.</p>	<p>sensible guess.</p>  <p>Look at the picture. What do you think might happen next? Tell your adult. I will ask you about this when you are back in school.</p>	<p>sensible guess. Choose a different book. Look at the front cover together with your adult. Before you start to read, what do you think this book might be about? Why? What clues can you find?</p>	<p>sensible guess. Ask your grown up to read a book that would be a little tricky for you. Can you spot these words as you read</p> <p>Xxxx xxxxxxxx xxxxxxx xxxxxxx xxxxx</p> <p>Ask your grown up to pause at different parts.... What do you think is going to happen? What did you hear in the story that made you think that?</p>	<p>sensible guess. Choose a book from home to read with an adult. Use the reading stem to help you make predictions about the book.</p>
Other subjects	History - Tuesday	History - Wednesday	PE day - see below	History - Thursday	RE
OAK Online resources	<p>How did the Great Fire of London Start?</p> <p>Watch the lesson and answer the question on slide 1 of the 'Afternoon Jamboard'</p>	<p>How was the Great Fire of London put out?</p> <p>Watch the lesson and answer the question on slide 2 of the 'Afternoon Jamboard'</p>		<p>What changed because of the Great Fire of London?</p> <p>Watch the lesson and answer the question on slide 3 of the 'Afternoon Jamboard'</p>	<p>Practise The Lord's Prayer The Lord's Prayer</p>
Spellings	<p>Look, cover, write, say, check, for these spellings: SPELLING RULE - Common Exception words Look/Say/Cover/Write/Check grid</p> <p>Why not play hangman, bingo or go on a spelling hunt around your home using these words? Can you use these words in sentences, using your neatest handwriting?</p>				
PE	 <p>You might like to try Yoga for Kids instead or practise some of the skills we have learnt in PE in your back garden (if you have one and it's not raining!).</p>				

	<p>Please use this link and password to follow some yoga videos.</p> <p>https://vimeo.com/channels/kalmakids</p> <p>Password - KalmaKids2020</p>				
Collective Worship Theme:					